

GAMME TWEET

Luminaire design: Eclatec

When maturity gives birth to **TWEET**...

The **TWEET** range makes the most of LED technology for efficient and optimised solutions; the purity of its lines testifies that sometimes simplicity rhymes with elegance.

Three sizes of luminaire, associated with increasing flux, are offered; the smallest size exists in top and lateral versions (two castings), whereas the following models are only available in the lateral version; a choice of tips, allowing top attachment, and cross-arms completes the range.



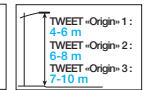
INTEGRATED BLS STRIPS



Tweet on Musa bracket



Tweet «Origin»



TWEET S1 «ORIGIN»: top and side entry version



TWEET X2 «ORIGIN»



TWEET X3 «ORIGIN»



APPLICATIONS

- Mounting: top and side entry
- Recommended heights: Tweet 1: 4 to 6 m / Tweet 2: 6 to 8 m / Tweet 3: 7 to 10 m
- Tweet «Origin» 1: Pedestrian areas, cycle paths, residential areas, street lighting
Tweet «Origin» 2 and 3: Roads, secondary urban and inter-urban streets

DESCRIPTION

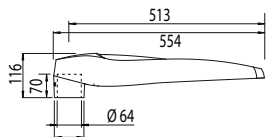
- Luminaire available in 3 sizes: Tweet «Origin» 1, Tweet «Origin» 2 and Tweet «Origin» 3
- Tweet «Origin» available in 3 levels:
 - 1E: Unique version for standard use
 - 2EA: Fixed settings for night dimming
 - 2EB: Fixed current setting at 700 mA, without options
 - 3E: Most efficient and customizable version Injected die cast aluminium
- Injection die-cast aluminium body
- Tweet S «Origin»: Silkscreen printed, polycarbonate bowl, IK 10
- Tweet X «Origin»: Injection die-cast aluminium articulated bottom plate and thermally toughened flat glass IK 08
- IP 66
- Class I or II
- Standard BLS LED strips equipped with **QUADRALENS** lenses
- Colour temperatures: 2400 K, 2700 K, 3000 K or 4000 K

CITIZEN REFERENCE POINTS

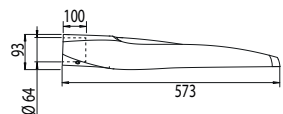
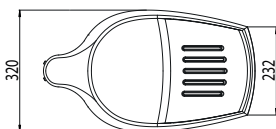
- Materials used:
 - Tweet S1 «Origin»: Aluminium 56%, Other 20%, Plastic 18%, Steel 6%
 - Tweet S2 «Origin»: Aluminium 59%, Other 17%, Plastic 17%, Steel 7%
 - Tweet S3 «Origin»: Aluminium 60%, Other 17%, Plastic 18%, Steel 5%
 - Tweet X1 «Origin»: Aluminium 57%, Other 30%, Glass 7%, Steel 5%, Plastic 1%
 - Tweet X2 «Origin»: Aluminium 58%, Other 29%, Glass 6%, Steel 5%, Plastic 2%
 - Tweet X3 «Origin»: Aluminium 55%, Other 30%, Glass 9%, Steel 4%, Plastic 2%
- Complies with the RoHS directive
- High recyclability rate

WATERPROOFING


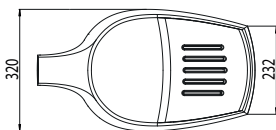
- IP 66 waterproofing in accordance with the standard EN 60 529
- Extruded silicone gasket
- Cable gland with anchoring device
- Breathing system with activated carbon filter




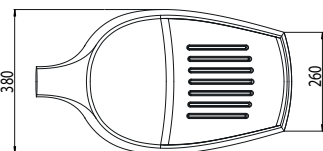
Tweet «Origin» S1/X1 Top



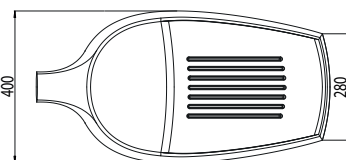
Tweet «Origin» S1/X1 Side entry



Tweet «Origin» S2/X2




Tweet «Origin» S3/X3

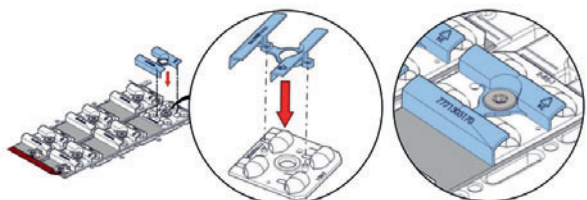


MECHANICAL INTERFACES

- TWEET «Origin» S1/X1 Top: post top for pole Ø 60/Ø 62 mm x 70 mm and pole Ø 76 mm x 90 mm (1)
- TWEET «Origin» S1/X1, S2/X2, S3/X3 side entry: side female sleeve for Ø 60/Ø 62 mm x 100 mm (2), Ø 42 mm and Ø 49 mm (fastener kit available as an option)
- TWEET «Origin» S2/X2, S3/X3 post top bracket tilt 5°: female fastening for pole Ø 60/62 mm x 100 mm (3), Ø 42 mm and Ø 49 mm
For pole Ø 76 mm top, optional spigot A (see page 278)
- Neck pillar bracket tilt 5°: male fastening for pole Ø 60/62 mm x 320 mm (4) (see page 278 - D)
- Luminaire tilted at 2°
- Wall-mounted bracket
- Pathway bracket with fastening plate

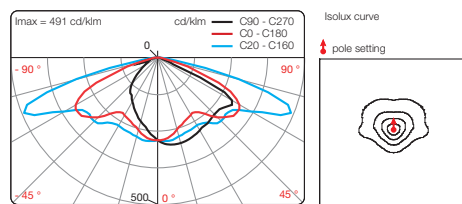


BACKLIGHT SHIELD

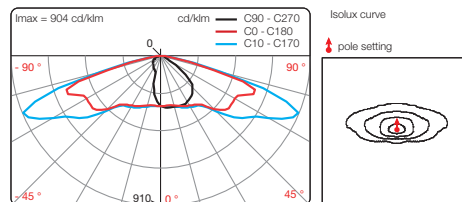


Backlight shield BLS version

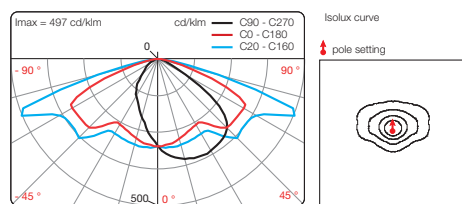
TWEET - ERL



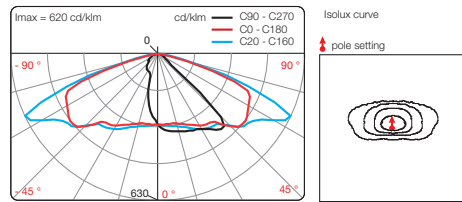
TWEET - ERS



TWEET - LRL



TWEET - LRS



MAINTENANCE

Maintenance of the equipment and sources
Tweet «Origin» S1, S2, S3

Direct access to the power supply and BLS strips after removal of the bowl. (6 or 8 trapped screws)
Removable circuit board (retention line)



Maintenance of the equipment and sources
Tweet «Origin» X1, X2, X3

Opening without tools articulated bottom plate. Direct access to the power supply and BLS strips. Quick electrical disconnection without tools. Circuit board removable onsite without tools.



KEY POINTS

		TWEET S1/X1 «ORIGIN»			TWEET S2/X2 «ORIGIN»			TWEET S3/X3 «ORIGIN»		
		1E ★	2E ^{A/B} ★★	3E ★★★	1E ★	2E ^{A/B} ★★	3E ★★★	1E ★	2E ^{A/B} ★★	3E ★★★
Applications		Pedestrian areas, cycle paths, residential areas, street lighting			Roads, secondary urban and inter-urban streets					
Recommended heights		4 to 6 m			6 to 8 m			7 to 10 m		
Mounting		Top and side entry			side entry					
Dimensions	Length	554 mm / 573 mm			673 mm			773 mm		
	width	320 mm			380 mm			400 mm		
	height	116 mm / 93 mm			95 mm			98 mm		
Weight		4,5 kg			6,6 kg			8,5 kg		
Windage area		0,05 m ²			0,06 m ²			0,07 m ²		
Sources		RAL 7035	●	●	RAL 7035	●	●	RAL 7035	●	●
Colour (●RAL to be chosen)		BLS strips								
Sources LED	Module LED	3 BLS8	2 BLS8 3 BLS8	1 BLS8 2 BLS8 3 BLS8	2 BLS12 3 BLS12			4 BLS12 5 BLS12		
	Very high Efficiency LED	●	●	●	●	●	●	●	●	●
	High Efficiency LED	-	-	-	-	-	-	-	-	-
Sources access		Direct access to the BLS LED strips by removing articulated bottom plate (version X). Cutting of the power supply when the luminaire is opened.								
Colour temperature	3000 K	-	●	●	-	●	●	-	●	●
	4000 K	●	●	●	●	●	●	●	●	●
Optics and light distribution options		QUADRALENS⁽¹⁾								
		ERS, ERL	ERS, ERL, ECa, ERE, LRS, LRL, EPD, EPG, ETS, PFA		ERS, ERL	ERS, ERL, ECa, ERE, LRS, LRL, PFA		ERS, ERL	ERS, ERL, ECa, ERE, LRS, LRL, PFA	
Power supply current (mA)		700 mA	A: ANF* B: 700 mA	100 to 700 mA	700 mA	A: ANF* B: 700 mA	100 to 700 mA	700 mA	A: ANF* B: 700 mA	100 to 700 mA
OPTIONS	Backlight shield⁽¹⁾ (factory or site assembly)	○	○	○	○	○	○	○	○	○
	SMART-READY[®] (2) by Eclatec (construction)	-	-	○	-	-	○	-	-	○
	DALI (construction)	-	-	○	-	-	○	-	-	○
	Dimming 5 (preset)	-	-	○	-	-	○	-	-	○
	CLO (preset)	-	-	○	-	-	○	-	-	○
	Motion COM⁽³⁾ (setting on site)	-	-	○	-	-	○	-	-	○
	Motion P (set in the bottom of the pole)	-	-	○	-	-	○	-	-	○
	POLEDRIVE (set in the bottom of the pole)	-	-	○	-	-	○	-	-	○
Protection Driver	10 kV	-	-	●	-	-	●	-	-	●
	8 kV	-	●	-	●	●	-	●	●	-
	4 kV	●	-	-	-	-	-	-	-	-
Class	Class I	-	●	●	-	●	●	-	●	●
	Class II	●	●	●	●	●	●	●	●	●
Pre-wired		-	○	○	-	○	○	-	○	○
Mechanical interfaces	Side entry Ø 60/62 mm	●	●	●	●	●	●	●	●	●
	Top cover Ø 60/62 mm	○ (accessory)	●	●	○ (accessory)	○ (accessory)	○ (accessory)	○ (accessory)	○ (accessory)	○ (accessory)
	Top cover Ø 76 mm	○ (accessory)	●	●	○ (accessory)	○ (accessory)	○ (accessory)	○ (accessory)	○ (accessory)	○ (accessory)

(1) Backlight shield optional except for EPD, EPG, ECa and level 1

(2) Preconfigured communicating system: Wired Sensor Ready type driver and Zhaga consortium base

(3) Only on "Origin" version S TWEETS with remote detector

* ANF: Unique program for driver, Fixed Night Dimming: 23 h – 5 h at 350 mA and 700 mA for the remaining time

Glossary:

● Standard ○ Option - Not available

E/L/P: Lighting/Luminaire/Projection, R/C/T/F/P: Road/Circulation/Path/Beam/Pedestrian walkway, E/S/L/A/D/G: Narrow/Standard/Wide/Asymmetric/Right/Left, POLEDRIVE: preset at the bottom of the pole / night dimming calculator with 2 configurable thresholds, set in the bottom of the pole, Dimming 5: night dimming calculator with 5 configurable thresholds, Motion: moving sensor, Motion P: Configurable offset presence detector at the foot of the pole, Motion DALI: Detector integrated to the luminaire, adjustable at pole base, Motion 5: Motion sensor and dimming calculator, Motion COM: Wireless detection and communication, DALI: compatible with the DALI protocol, CLO: Constant Lumen Output option





TWEET S1 «NÉO»



TWEET X2 «NÉO»



APPLICATIONS

- Mounting: top and side entry
- Recommended heights: Tweet «Néo» 1: 4 to 8 m / Tweet «Néo» 2: 6 to 10 m
- Tweet «Néo» 1: Pedestrian areas, cycle paths, residential areas, street lighting
Tweet «Néo» 2: Roads, secondary urban and inter-urban streets

DESCRIPTION

- Luminaire available in 3 sizes: TWEET «Néo» 1, Tweet «Origin» 2 and Tweet «Origin» 3
- TWEET «Néo» available in 3 levels:
 - 1E: Unique version for standard use
 - 2EA: Fixed settings for night dimming
 - 2EB: Fixed current setting at 700 mA, without options
 - 3E: Most efficient and customizable version Injected die cast aluminium
- Injection die-cast aluminium body
- Tweet S «Neo»: Silkscreen printed, polycarbonate bowl, IK 10
- Tweet X «Neo»: Injection die-cast aluminium articulated bottom plate and thermally toughened flat glass IK 10
- IP 66
- Class I or II
- Standard BLS LED strips equipped with **QUADRALENS** lenses
- Colour temperatures: 4000 K and 3000 K

CITIZEN REFERENCE POINTS

- Materials used:
 - Tweet «Néo» S1: Aluminium 70%, Other 10%, Plastic 11%, Steel 9%
 - Tweet «Néo» S2: Aluminium 64%, Other 15%, Plastic 13%, Steel 8%
 - Tweet «Néo» X1: Aluminium 72%, Other 10%, Plastic 1 %, Steel 9%, Glass 8%
 - Tweet «Néo» X2: Aluminium 68%, Other 13%, Plastic 1%, Steel 8%, Glass 10%
- Complies with the RoHS directive

WATERPROOFING


- IP 66 waterproofing in accordance with the standard EN 60 529
- Extruded silicone gasket
- Cable gland with anchoring device
- Breathing system with activated carbon filter

MECHANICAL INTERFACES

- TWEET «Néo» S1/X1 Top: post top for pole Ø 60/Ø 62 mm x 70 mm and pole Ø 76 mm x 90 mm (1)
- TWEET «Néo» S1/X1, S2/X2, S3/X3 side entry: side female sleeve for Ø 60/Ø 62 mm x 100 mm (2) (fastener kit available as an option)
- TWEET «Néo» S2/X2, S3/X3 post top bracket tilt 5°: female fastening for pole Ø 60/62 mm x 100 mm (3), Ø 42 mm and Ø 49 mm
For pole Ø 76 mm top, optional spigot A (see page 278)
- Neck pillar bracket tilt 5°: male fastening for pole Ø 60/62 mm x 320 mm (4) (see page 278 - D)
- Luminaire tilted at 2°



Post top



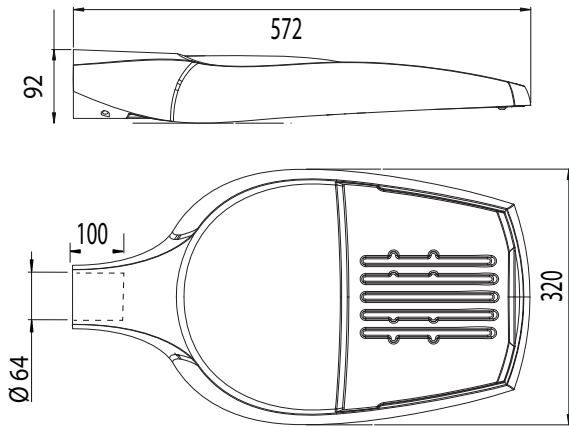
Side entry



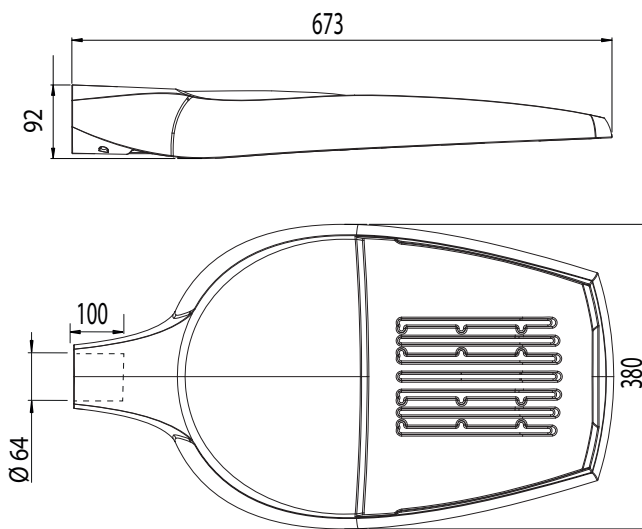
Post top bracket



Neck pillar bracket

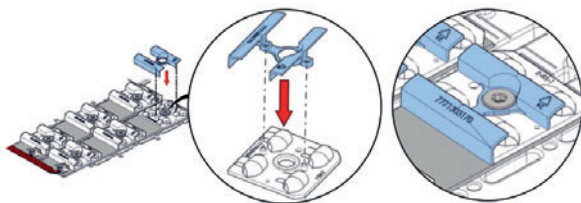


Tweet «Néo» S1/X1 Side entry



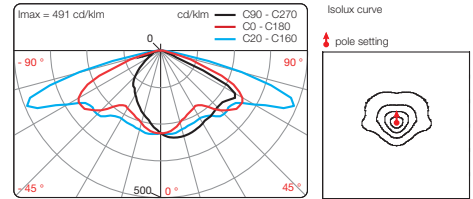
Tweet «Néo» S2/X2 Side entry

BACKLIGHT SHIELD

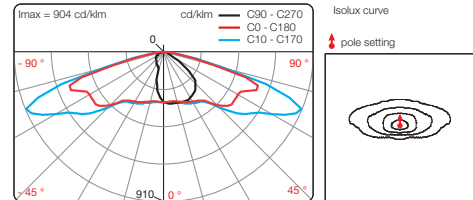


Backlight shield BLS version

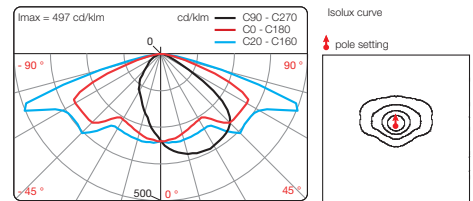
TWEET - ERL



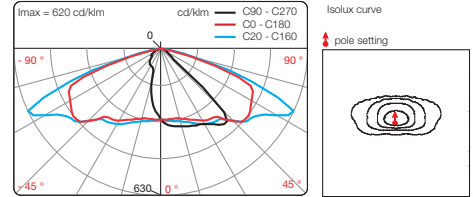
TWEET - ERS



TWEET - LRL



TWEET - LRS



MAINTENANCE

Maintenance of the equipment and sources

Tweet «Néo» S1, S2


Direct access to the power supply and BLS strips after removal of the bowl. (4 trapped screws).
Removable circuit board (retention line)



Maintenance of the equipment and sources

Tweet «Néo» X1, X2

Opening without tools of the arch. Direct access to the power supply and BLS strips.
Quick electrical disconnection without tools. Circuit board removable onsite without tools.



KEY POINTS

		TWEET S1/X1 «NÉO»			TWEET S2/X2 «NÉO»		
		1E ★	2E ^{A/B} ★★	3E ★★★	1E ★	2E ^{A/B} ★★	3E ★★★
Applications		Pedestrian areas, cycle paths, residential areas, street lighting			Roads, secondary urban and inter-urban streets		
Recommended heights		4 to 8 m			6 to 10 m		
Mounting		Top and side entry					
Dimensions	Length	572 mm			749 mm		
	width	320 mm			380 mm		
	height	92 mm			92 mm		
Weight		S1: 4,8 kg / X1: 5,8 kg			S2: 6,6 kg / X2: 7,8 kg		
Windage area		0,05 m ²			0,06 m ²		
Sources		RAL 7035	●	●	RAL 7035	●	●
Colour (*RAL to be chosen)		BLS strips					
Sources LED	Module LED	2 BLS12 3 BLS12	2 BLS8 2 BLS12 3 BLS12	1 BLS8 2 BLS8 2 BLS12 3 BLS12	2 BLS12 3 BLS12 4 BLS12		
	Very high Efficiency LED	●	●	●	●	●	●
	High Efficiency LED	-	-	-	-	-	-
Sources access		Version S: Direct access after removal of the bowl (trapped screws) Version X: Direct access by opening the arch without tools					
Colour temperature	3000 K	-	●	●	-	●	●
	4000 K	●	●	●	●	●	●
Optics and light distribution options		QUADRALENS					
		ERS, ERL	ERS, ERE, ECa, LRS, LRL, LRS, ETS, PFA, EPD, EPG		ERS, ERL	ERS, ERE, ECa, ERL, LRL, LRS, PFA	
Power supply current (mA)		700	A: ANF* B: 700	100 to 700	700	A: ANF* B: 700	100 to 700
OPTIONS	Backlight shield⁽¹⁾ (factory or site assembly)	○	○	○	○	○	○
	SMART-READY[®] (2) by Eclatec (construction)	-	-	○	-	-	○
	DALI (construction)	-	-	○	-	-	○
	Dimming 5 (preset)	-	-	○	-	-	○
	CLO (preset)	-	-	○	-	-	○
	Motion COM⁽³⁾ (setting on site)	-	-	○	-	-	○
	Motion P (set in the bottom of the pole)	-	-	○	-	-	○
POLEDRIVE (set in the bottom of the pole)	-	-	○	-	-	○	
Protection Driver	10 kV	-	-	●	-	-	●
	8 kV	●	●	-	●	●	-
	4 kV	-	-	-	-	-	-
Class	Class I	-	●	●	-	●	●
	Class II	●	●	●	●	●	●
Pre-wired		-	○	○	-	○	○
Mechanical interfaces	Top Ø 60/62 mm	○ (accessory)	●	●	○ (accessory)	○ (accessory)	○ (accessory)
	Side entry Ø 60/62 mm	●	●	●	●	●	●

(1) Backlight shield optional except for EPD, EPG, ECa

(2) Preconfigured communicating system: Wired Sensor Ready type driver and Zhaga consortium base

(3) Only on "Neo" version S TWEETS with remote detector

* ANF: Unique program for driver, Fixed Night Dimming: 23 h – 5 h at 350 mA and 700 mA for the remaining time

Glossary:

● Standard ○ Option - Not available

E/L/P: Lighting/Luminance/Projection, **R/C/T/F/P:** Road/Circulation/Path/Beam/Pedestrian walkway, **E/S/L/A/D/G:** Narrow/Standard/Wide/Asymmetric/Right/Left, **POLEDRIVE:** preset at the bottom of the pole / night dimming calculator with 2 configurable thresholds, set in the bottom of the pole, **Dimming 5:** night dimming calculator with 5 configurable thresholds, **Motion:** moving sensor, **Motion P:** Configurable offset presence detector at the foot of the pole, **Motion DALI:** Detector integrated to the luminaire, adjustable at pole base, **Motion 5:** Motion sensor and dimming calculator, **Motion COM:** Wireless detection and communication, **DALI:** compatible with the DALI protocol, **CLO:** Constant Lumen Output option





ECLATEC

led verlichting

banken

afvalbakken

custom made producten

houten lichtmasten

stalen lichtmasten

solar verlichting

lichtzuilen

bandstand

boomroosters

plantenbakken

fietsrekken

klassieke lichtmasten

openbare verlichting

terrein verlichting

afzetzpalen

standbeelden

kunst

bollards

fonteinen

Auteursrechten en intellectuele eigendomsrechten

Het auteursrecht op deze brochure berust bij GHM Eclatec B.V. of bij derden (GHM SA en Eclatec SAS) welke met toestemming dit (beeld) materiaal beschikbaar hebben gesteld aan GHM Eclatec B.V. Vermenigvuldiging in wat voor vorm dan ook is alleen toegestaan na voorafgaande toestemming door GHM Eclatec B.V.

Copyright © 2019 GHM Eclatec BV.

Foto credits: ©Eclatec, ©Fotolia, ©Shutterstock, ©GHM

Alle rechten voorbehouden

GHM Eclatec BV Tinstraat 91 2984 AN Ridderkerk 0031 (180) 745043
info@ghm-eclatec.nl www.ghm-eclatec.nl KVK Rotterdam 53536991

Onderdeel van Agora Technologies