



STELIUM

Luminaire design: Eclatec

STELIUM comes from a long tradition of ECLATEC luminaires devoted to road lighting.

Polyvalent, equipped with a wide choice of variants and options, **STELIUM** has all the advantages that allow it to stand amongst the recognised stars of road lighting and town approaches.

Functional in its essence, **STELIUM** is also distinguished by its balanced lines and measured volumes and consequently fits well into urban perspectives without clashing, respecting, by its general shape, the usual landmarks of the inhabitants.

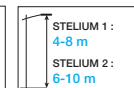


INTEGRATED BLS STRIPS



Stelium on Para bracket



**STELIUM S1****STELIUM X2****APPLICATIONS**

- Mounting: top and side entry
- Recommended heights: Stelium 1: 4 to 8 m / Stelium 2: 6 to 10 m
- Stelium 1: Pedestrian areas, cycle paths, residential areas, street lighting
Stelium 2: Roads, secondary urban and inter-urban streets

DESCRIPTION

- Luminaire available in 2 sizes: Stelium 1 and Stelium 2
- Stelium available in 3 levels:
 - 1E: Unique version for standard use
 - 2EA: Fixed settings for night dimming
 - 2EB: Fixed current setting at 700 mA, without options
 - 3E: Most efficient and customizable version Injected die cast aluminium
- Injection die-cast aluminium body
- Polyester powder coating, any colour available
- Version S: bi-material grey and transparent bowl in **IK 10** polycarbonate
- Version X: Articulated arch in injection-moulded aluminium and bowl in **IK 10** thermally tempered glass
- IP 66
- Class I or II
- Standard BLS LED strips equipped with **QUADRALENS** lenses
- Colour temperatures: 2400 K, 2700 K, 3000 K or 4000 K

CITIZEN REFERENCE POINTS

- Materials used:
 - Stelium S1: Aluminium 70%, Other 10%, Plastic 11%, Steel 9%
 - Stelium S2: Aluminium 64%, Other 15%, Plastic 13%, Steel 8%
 - Stelium X1: Aluminium 72%, Other 10%, Plastic 1%, Steel 9%, Glass 8%
 - Stelium X2: Aluminium 68%, Other 13%, Plastic 1%, Steel 8%, Glass 10%
- Complies with the RoHS directive
- High recyclability rate

WATERPROOFING


- IP 66 waterproofing in accordance with the standard EN 60 529
- Extruded silicone seal
- Cable gland
- Breathing system with activated carbon filter

MECHANICAL INTERFACES

- Pivoting sleeves:
 - Top or Lateral wrapping Ø 60 mm, Ø 49 mm
 - Lateral Penetrating Ø 60 mm
 - Top wrapping Ø 76 mm



Top or Lateral wrapping Ø 60 mm



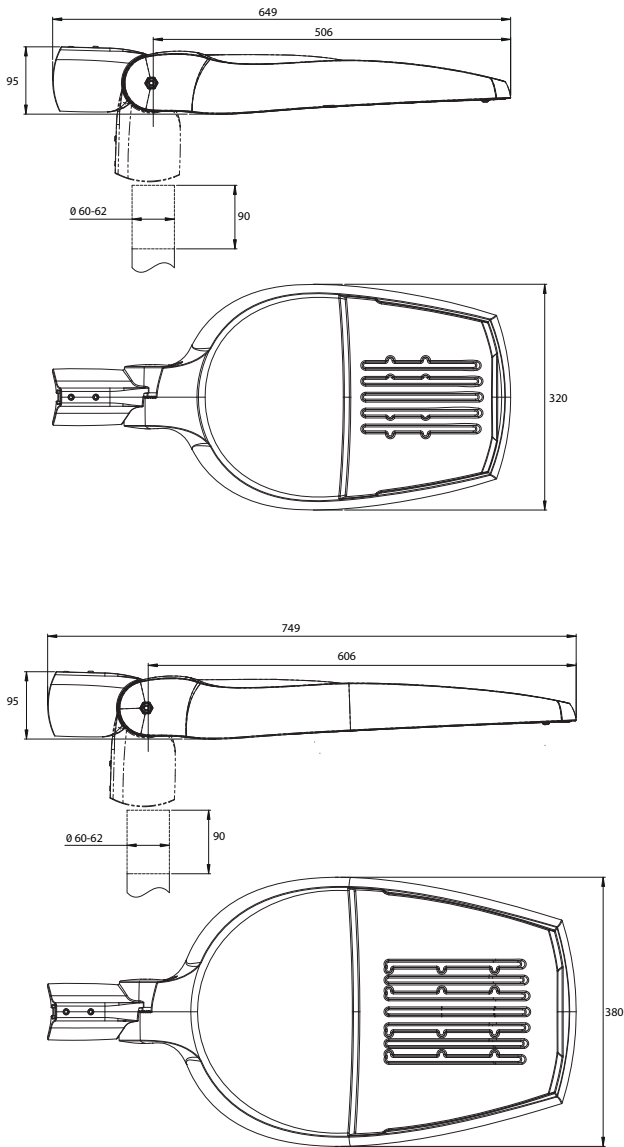
Lateral Penetrating Ø 60 mm



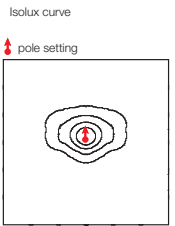
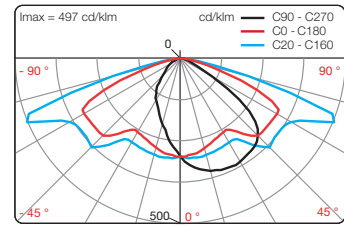
Top wrapping Ø 76 mm



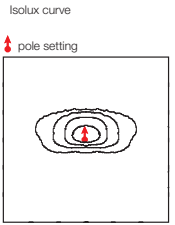
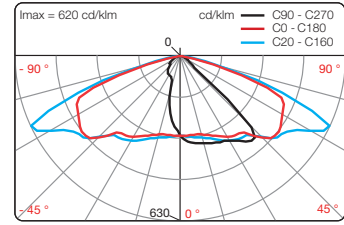
- Tilts:
 - TOP: 0° ; +5° ; +10° ; +15° ; +20°
 - LAT: 0° ; -5° ; -10° ; -15° ; -20°



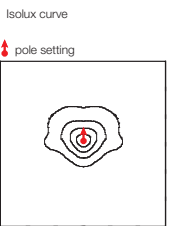
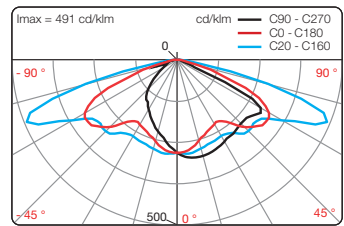
STELIUM - LRL



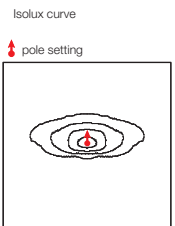
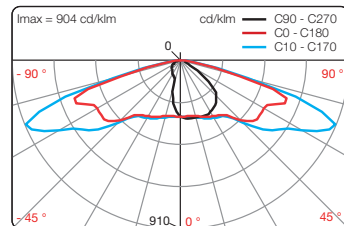
STELIUM - LRS



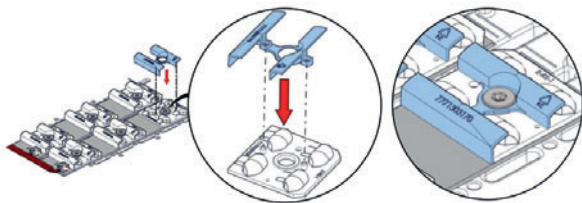
STELIUM - ERL



STELIUM - ERS



BACKLIGHT SHIELD



Backlight shield BLS version

MAINTENANCE

Maintenance of the equipment and sources

Stelium S1, S2

Direct access to the power supply and BLS strips after removal of the bowl. (4 trapped screws).

Removable circuit board (retention line)



Maintenance of the equipment and sources

Stelium X1, X2

Opening without tools of the arch. Direct access to the power supply and BLS strips.

Quick electrical disconnection without tools. Circuit board removable onsite without tools.



KEY POINTS

		STELIUM S1/X1			STELIUM S2/X2		
		1E ★	2E ^{A/B} ★★	3E ★★★	1E ★	2E ^{A/B} ★★	3E ★★★
Applications		4 to 8 m			6 to 10 m		
Recommended heights		Pedestrian areas, cycle paths, residential areas, street lighting			Roads, secondary urban and inter-urban streets		
Mounting		Top and side entry					
Dimensions	Length	649 mm			749 mm		
	width	320 mm			380 mm		
	height	95 mm			95 mm		
Weight		S1: 4,8 kg / X1: 5,8 kg			S2: 6,6 kg / X2: 7,8 kg		
Windage area		0,05 m ²			0,06 m ²		
Sources		RAL 7035	●	●	RAL 7035	●	●
Colour (*RAL to be chosen)		BLS strips					
Sources LED	Module LED	2 BLS12 3 BLS12	2 BLS8 2 BLS12 3 BLS12	1 BLS8 2 BLS8 2 BLS12 3 BLS12	2 BLS12 3 BLS12 4 BLS12		
	Very high Efficiency LED	●	●	●	●	●	●
	High Efficiency LED	-	-	-	-	-	-
Sources access		Version S: Direct access after removal of the bowl (trapped screws) Version X: Direct access by opening the arch without tools					
Colour temperature	3000 K	-	●	●	-	●	●
	4000 K	●	●	●	●	●	●
Optics and light distribution options		QUADRALENS⁽¹⁾					
		ERS, ERL	ERS, ERE, ECa, LRS, LRL, LRS, ETS, PFA, EPD, EPG	ERS, ERL	ERS, ERE, ECa, ERS, LRL, LRS, PFA		
Power supply current (mA)		700	A: ANF* B: 700	100 to 700	700	A: ANF* B: 700	100 to 700
OPTIONS	Backlight shield⁽¹⁾ (factory or site assembly)	○	○	○	○	○	○
	SMART-READY[®] (2) by Eclatec (construction)	-	-	○	-	-	○
	DALI (construction)	-	-	○	-	-	○
	Dimming 5 (preset)	-	-	○	-	-	○
	CLO (preset)	-	-	○	-	-	○
	Motion 5 (preset)	-	-	○	-	-	○
	Motion COM (setting on site)	-	-	○	-	-	○
	Motion P (set in the bottom of the pole)	-	-	○	-	-	○
	POLEDRIVE (set in the bottom of the pole)	-	-	○	-	-	○
Protection Driver	10 kV	-	-	●	-	-	●
	8 kV	●	●	-	●	●	-
	4 kV	-	-	-	-	-	-
Class	Class I	-	●	●	-	●	●
	Class II	●	●	●	●	●	●
Pre-wired		-	○	○	-	○	○
Mechanical interfaces	Top or lateral Ø 60/62 mm	●	●	●	●	●	●
	Top wrapping Ø 76 mm	-	●	●	-	●	●

(1) Backlight shield optional except for EPD, EPG, ECa and level 1

(2) Preconfigured communicating system: Wired Sensor Ready type driver and Zhaga consortium base

* ANF: Unique program for driver, Fixed Night Dimming: 23 h – 5 h at 350 mA and 700 mA for the remaining time

Glossary:

● Standard ○ Option - Not available

E/L/P: Lighting/Luminance/Projection, **R/C/T/F/P:** Road/Circulation/Path/Beam/Pedestrian walkway, **E/S/L/A/D/G:** Narrow/Standard/Wide/Asymmetric/Right/Left, **POLEDRIVE:** preset at the bottom of the pole / night dimming calculator with 2 configurable thresholds, set in the bottom of the pole, **Dimming 5:** night dimming calculator with 5 configurable thresholds, **Motion:** moving sensor, **Motion P:** Configurable offset presence detector at the foot of the pole, **Motion DALI:** Detector integrated to the luminaire, adjustable at pole base, **Motion 5:** Motion sensor and dimming calculator, **Motion COM:** Wireless detection and communication, **DALI:** compatible with the DALI protocol, **CLO:** Constant Lumen Output option



Stelium Top



ECLATEC

led verlichting

banken

afvalbakken

custom made producten

houten lichtmasten

stalen lichtmasten

solar verlichting

lichtzuilen

bandstand

boomroosters

plantenbakken

fietsrekken

klassieke lichtmasten

openbare verlichting

terrein verlichting

afzetpalen

standbeelden

kunst

bollards

fonteinen

Auteursrechten en intellectuele eigendomsrechten

Het auteursrecht op deze brochure berust bij GHM Eclatec B.V. of bij derden (GHM SA en Eclatec SAS) welke met toestemming dit (beeld) materiaal beschikbaar hebben gesteld aan GHM Eclatec B.V. Vermenigvuldiging in wat voor vorm dan ook is alleen toegestaan na voorafgaande toestemming door GHM Eclatec B.V.

Copyright © 2019 GHM Eclatec BV.

Foto credits: ©Eclatec, ©Fotolia, ©Shutterstock, ©GHM

Alle rechten voorbehouden

GHM Eclatec BV Tinstraat 91 2984 AN Ridderkerk 0031 (180) 745043
info@ghm-eclatec.nl www.ghm-eclatec.nl KVK Rotterdam 53536991

Onderdeel van Agora Technologies