



ELYXE


Luminaire design: Luc DAVY

ELYXE cultivates a sense of paradox; on the one hand, elementary, rigorous, tight forms combine to construct a volume, on the other hand, a light, pure silhouette that happily fits in urban realm.

ELYXE offers the choice of ways to light, whether it concerns creating an environment or searching for functional efficiency.



ORALED MODULE




SEOLED MODULE



INTEGRATED BLS STRIPS





ELYXE with ORALED 1 module



ELYXE with SEOLED 1 module



APPLICATIONS

- Mounting: top, wall bracket top mounted or suspended
- Urban routes, pedestrian walkways, cycle paths, squares, parks and pedestrian areas.
- Recommended heights: 3 to 6 m

DESCRIPTION

- Injection die-cast aluminium body
- Extruded aluminium arms
- Control gear in the upper luminaire body
- Polyester powder coating, any colour available
- IP 66
- IK 08
- Class I or II
- Luminaire pre-wired in the factory (6 m)
- 2 types of sources:

ORALED 1 module :

- equipped with an **ORALENS** mono lens in PMMA/IK 08, module colour grey 2150 sanded or 2900 sanded
- colour temperature: 4000 K and 3000 K

SEOLED 1 module:

- equipped with BLS with **QUADRALENS** lenses and glass bowl/IK 08, module colour grey 2150 sanded or 2900 sanded
- colour temperature: 2400 K, 2700 K, 3000 K or 4000 K

CITIZEN REFERENCE POINTS

- Materials used: Aluminium 89%, Other 5%, Steel 4%, Plastic 2%
- Complies with the RoHS directive
- High recyclability rate

WATERPROOFING

- IP 66 waterproofing in accordance with the standard EN 60 529
- Extruded pneumatic silicone gasket
- Cable gland with anchoring device
- Breathing system with activated carbon filter

MECHANICAL INTERFACES

- Post top fastening on standard pole Ø 60/62 mm
- Post top fastening on specific pole Ø 76 mm with spigot Ø 60 mm, L 85 mm
For pole Ø 76 mm top, optional spigot C (see page 278)
- Top mounted or suspended from an Indigo wall bracket with integrated connection box



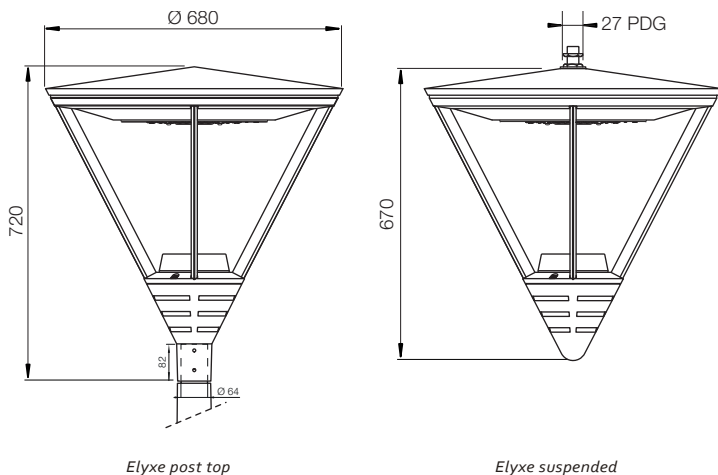
Top fixation for Ø 76 mm pole



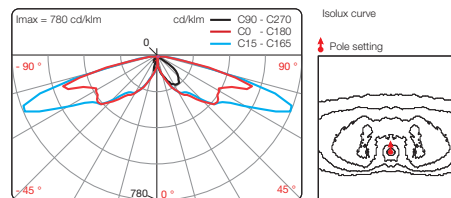
Top mounted Indigo wall-bracket



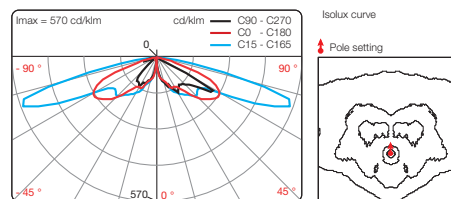
Suspended Indigo wall-bracket



ELYXE ORALED ERS



ELYXE ORALED ERL



KEY POINTS

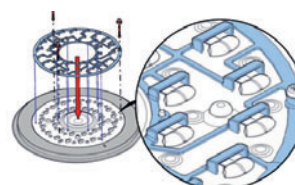
| | | ELYXE |
|--|---|---|
| Applications | | Urban routes, pedestrian walkways, cycle paths, squares, parks and pedestrian areas. |
| Recommended heights | | 3 to 6 m |
| Mounting | | Post-top fastening on pole Ø 60/62 mm |
| Dimensions | Ø | 680 mm |
| | height | 720 mm (post top Elyxe) and 670 mm (suspended Elyxe) |
| Weight | | 15,8 kg |
| Windage area | | 0,08 m ² |
| Source | | ORALED 1 SEOLED 1 |
| Sources access | | Removable LED modules |
| Optics and light distribution options | | ORALENS: ERS, ERL, ECL, LRM QUADRALENS⁽¹⁾: ERS, ERL, ERE, LRS, LRL, PFA, EPD, EPG, ETS, ECa |
| OPTIONS | Backlight shield⁽¹⁾ (factory or site assembly) | ○ |
| | SMART-READY[®] (2) by Eclatec (construction) | ○ |
| | DALI (construction) | ○ |
| | Dimming 5 (preset) | ○ |
| | CLO (preset) | Compatible with standard version, Dimming 5, Motion 5 or DALI option |
| | Motion 5 (preset) | ○ |
| | Motion (setting on site) | ○ |
| | Motion COM (setting on site) | ○ |
| | Motion P (set in the bottom of the pole) | ○ |
| | POLEDRIVE (set in the bottom of the pole) | ○ |

(1) Backlight shield optional except for EPD, EPG, ECa
(2) Preconfigured communicating system: Wired Sensor Ready type driver and Zhaga consortium base

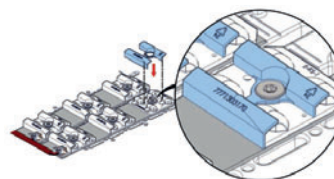
Glossary:
● Standard ○ Option - Not available

E/L/P: Lighting/Luminance/Projection, **R/C/T/F/P:** Road/Circulation/Path/Beam/Pedestrian walkway, **E/S/L/A/D/G:** Narrow/Standard/Wide/Asymmetric/Right/Left, **POLEDRIVE:** preset at the bottom of the pole / night dimming calculator with 2 configurable thresholds, set in the bottom of the pole, **Dimming 5:** night dimming calculator with 5 configurable thresholds, **Motion:** moving sensor, **Motion P:** Configurable offset presence detector at the foot of the pole, **Motion DALI:** Detector integrated to the luminaire, adjustable at pole base, **Motion 5:** Motion sensor and dimming calculator, **Motion COM:** Wireless detection and communication, **DALI:** compatible with the DALI protocol, **CLO:** Constant Lumen Output option

BACKLIGHT SHIELD OPTION



Backlight shield ORALED version



Backlight shield SEOLED version

MAINTENANCE

Opening and closing

Opening of the luminaire by the action of a hidden screw {1}

The upper body is held in position by a safety prop {2}



LED module maintenance

Direct access to the module
Removable module
interchangeable onsite



LED Luminaires

Modern Streetfurniture

Waste bins

Bollards Light

tree grill

Bollards

Classic poles cast iron

Steel poles

MODERN POLES CAST IRON

Defence bollards

Drinkwater fountain

SEATING

TRAMWAY POLES

Modern LED luminaires

Classic luminaires

Classic street furniture

Ghm

Rue Antoine Durenne
52220 Sommevoire
France
Tel nr. 0033 3 25 55 23 03

ECLATEC

41 rue Lafayette
54320 Maxeville
France
Tel nr. 0033 3 83 39 38 28

Export internet : www.ghm-eclatec.com

Email export: info@ghm-eclatec.com