



ECLAT

Luminaire design: Eclatec

When function creates the object...

ECLAT results from an approach stressing the qualities of functionality and robustness.

Their design uses solid arguments, such as their multi-directional ball, the hiding of their cabling and a wide choice of LED and conventional sources.



TABLED 2 MODULE



Eclat on Para bracket



Eclat Top



Eclat Top



ECLAT



APPLICATIONS

- Mounting: top and side entry
- Recommended heights: 4 to 10 m
- Urban routes, pedestrian walkways, cycle paths, squares, parks and pedestrian areas

DESCRIPTION

- Injection die-cast aluminium body
- Luminaire opens without tools
- Polyester powder coating, any colour available
- IP 66
- IK 07
- Class I or II
- **TABLED 2** module with a **TABLENS** mono lens in PMMA, IK 07
- Colour temperature: 4000 K and 3000 K

RETROFIT

- The **TABLED 2** module can be used to equip Paleo luminaires that were initially equipped with discharge lamps.

CITIZEN REFERENCE POINTS

- Materials used: Aluminium 90%, Steel 6%, Other 4%
- Complies with the RoHS directive
- High recyclability rate

WATERPROOFING

- IP 66 waterproofing in accordance with the standard EN 60 529
- Extruded pneumatic silicone gasket
- Cable gland with anchoring device
- Breathing system with activated carbon filter

MECHANICAL INTERFACES

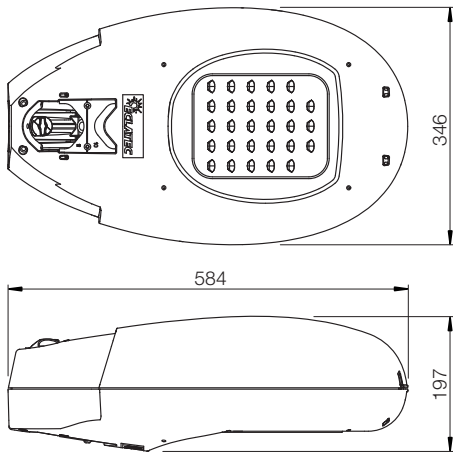
- Luminaire Post Top mounted on pole \varnothing 60/62 mm by a pressure screw. Penetration of 70 mm onto the pole
For pole \varnothing 76 mm top, optional spigot C (see page 278)
Luminaire tilts 5° and 20°
- Luminaire lateral mounted onto brackets \varnothing 42/49/60 mm by 2 pressure screws
Bracket penetrates 90 mm onto the lantern



Top fixation



Side entry fixation



KEY POINTS

		ECLAT
Applications		Urban routes, pedestrian walkways, cycle paths, squares, parks and pedestrian areas
Recommended heights		4 to 10 m
Mounting		Top and side entry
Dimensions	Length	584 mm
	width	346 mm
	height	197 mm
Weight		12,7 kg
Windage area		0.07 m ²
Source		TABLED 2
Sources access		Luminaire opens without tools Removable TABLED 2 module
Optics and light distribution options		TABLENS: ERS, ERL, LRM
OPTIONS	Backlight shield⁽¹⁾ (factory or site assembly)	○
	SMART-READY[®] (2) by Eclatec (construction)	○
	DALI (construction)	○
	Dimming 5 (preset)	○
	CLO (preset)	Compatible with standard version, Dimming 5 and DALI option
	Motion COM (setting on site)	○
	Motion P (set in the bottom of the pole)	○
	POLEDRIVE (set in the bottom of the pole)	○

(1) Backlight shield optional except for EPD, EPG, ECa

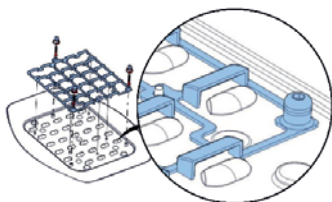
(2) Preconfigured communicating system: Wired Sensor Ready type driver and Zhaga consortium base. Be sure to hold the connector when installing the module

Glossary:

- Standard ○ Option - Not available

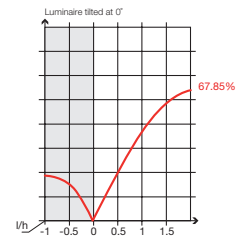
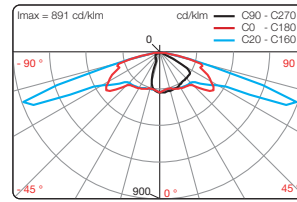
E/L/P: Lighting/Luminance/Projection, **R/C/T/F/P:** Road/Circulation/Path/Beam/Pedestrian walkway, **E/S/L/A/D/G:** Narrow/Standard/Wide/Asymmetric/Right/Left, **POLEDRIVE:** preset at the bottom of the pole / night dimming calculator with 2 configurable thresholds, set in the bottom of the pole, **Dimming 5:** night dimming calculator with 5 configurable thresholds, **Motion:** moving sensor, **Motion P:** Configurable offset presence detector at the foot of the pole, **Motion DALI:** Detector integrated to the luminaire, adjustable at pole base, **Motion 5:** Motion sensor and dimming calculator, **Motion COM:** Wireless detection and communication, **DALI:** compatible with the DALI protocol, **CLO:** Constant Lumen Output option

BACKLIGHT SHIELD

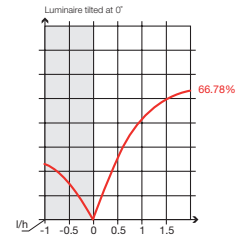
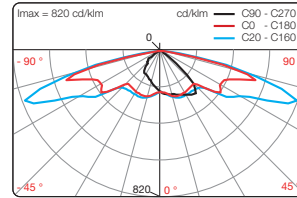


Backlight shield TABLED 2 version

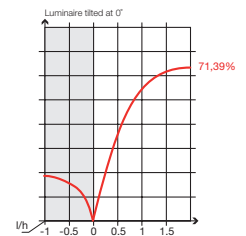
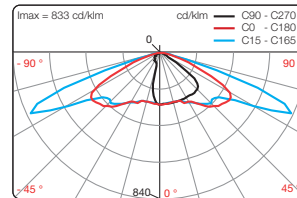
TABLED 2 - ERL



TABLED 2 - ERS



TABLED 2 - LRM



MAINTENANCE

Opening and closing

Opening of the luminaire without tools by quarter-turn screw located on the cover to the rear of the luminaire {1}. The cover is held in the open position by a safety prop {2}. Cutting of the power supply when the luminaire is opened

TABLED 2 maintenance

Direct access to the equipment and the TABLED 2 module once the cover is opened





ECLATEC

led verlichting

banken

afvalbakken

custom made producten

houten lichtmasten

stalen lichtmasten

solar verlichting

lichtzuilen

bandstand

boomroosters

plantenbakken

fietsrekken

klassieke lichtmasten

openbare verlichting

terrein verlichting

afzetzpalen

standbeelden

kunst

bollards

fonteinen

Auteursrechten en intellectuele eigendomsrechten

Het auteursrecht op deze brochure berust bij GHM Eclatec B.V. of bij derden (GHM SA en Eclatec SAS) welke met toestemming dit (beeld) materiaal beschikbaar hebben gesteld aan GHM Eclatec B.V. Vermenigvuldiging in wat voor vorm dan ook is alleen toegestaan na voorafgaande toestemming door GHM Eclatec B.V.

Copyright © 2019 GHM Eclatec BV.

Foto credits: ©Eclatec, ©Fotolia, ©Shutterstock, ©GHM

Alle rechten voorbehouden

GHM Eclatec BV Tinstraat 91 2984 AN Ridderkerk 0031 (180) 745043
info@ghm-eclatec.nl www.ghm-eclatec.nl KVK Rotterdam 53536991

Onderdeel van Agora Technologies