
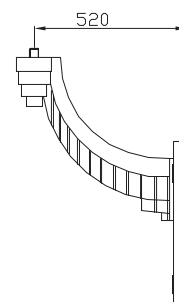


APPLIQUES



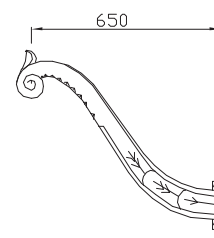
► IDRIS 



Matière	Fonte
Saillie	0,52 m
Montage	Porté
Fixations du luminaire	Ø 27 pdg, Ø 34 pdg ou 60 mm
Fixation de la platine	3 trous Ø 25 mm, entraxe vertical 380 mm, entraxe des trous supérieurs 180 mm.



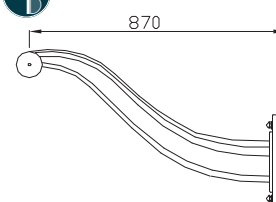
► NANCY 



Matière	Fonte
Saillie	0,65 m
Montage	Suspendu
Fixations du luminaire	Ø 27 pdg ou Ø 34 pdg
Fixation de la platine	3 trous Ø 16 mm, entraxe vertical 175 mm, entraxe des trous supérieurs 150 mm.



► MARSEILLE 



Matière	Aluminium
Saillie	0,87 m
Montage	Suspendu
Fixations du luminaire	Ø 27 pdg ou Ø 34 pdg
Fixation de la platine	2 trous Ø 16 mm, entraxe 250 mm.

LED Luminaires

Modern Streetfurniture

Waste bins

Bollards Light

tree grill

Bollards

Classic poles cast iron

Steel poles

MODERN POLES CAST IRON

Defence bollards

Drinkwater fountain

SEATING

TRAMWAY POLES

Modern LED luminaires

Classic luminaires

Classic street furniture

Ghm

Rue Antoine Durenne
52220 Sommevoire
France
Tel nr. 0033 3 25 55 23 03

ECLATEC

41 rue Lafayette
54320 Maxeville
France
Tel nr. 0033 3 83 39 38 28

Export internet : www.ghm-eclatec.com

Email export: info@ghm-eclatec.com