



# LIKE

Luminaire design: ECLATEC

**LIKE** is a welcome guest.

Its silhouette fits spontaneously in pedestrian lighting applications, parks, in housing developments or on cycle paths.

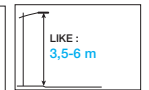
The inhabitants will recognise, at first sight, its simplicity and, during the day or night, approve its efficiency; the eye accepts its presence in an instant.

**LIKE**, you love it instantly, immediately, at the speed of a click, like a **LIKE**



LIKE SOURCE





LIKE



## APPLICATIONS

- Mounting: top
- Carparks, parks and gardens, pedestrian paths, cycle paths.
- Recommended heights: 3,5 to 6 m

## DESCRIPTION

- LIKE available in 3 levels:
  - 1E: Unique version for standard use
  - 2EA: Fixed settings for night dimming
  - 2EB: Fixed current setting at 700 mA, without options
  - 3E: Most efficient and customizable version Injected die cast aluminium bottom and canopy
- Injected die cast aluminium bottom and canopy
- Two-material polycarbonate white and clear bowl
- Polyester powder coating, any colour available (depending on level)
- IP 66
- IK 10
- Class I or II
- **LIKE** source with specific lenses
- Colour temperature: 4000 K and 3000 K

## CITIZEN REFERENCE POINTS

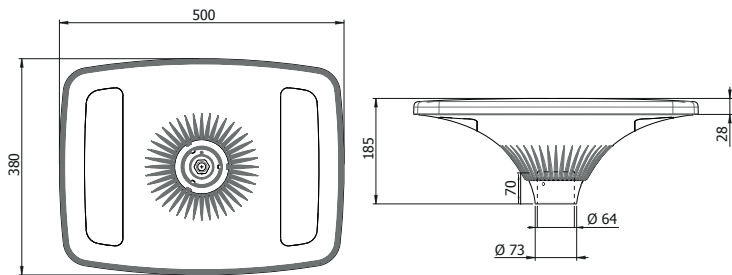
- Materials used: Aluminium 66%, Other 3%, Steel 7%, Plastic 24%
- Complies with the RoHS directive
- High recyclability rate

## WATERPROOFING

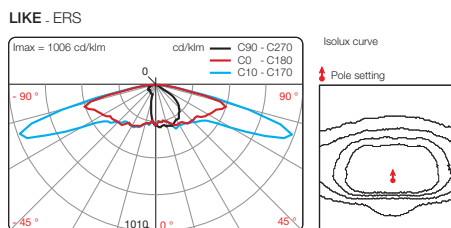
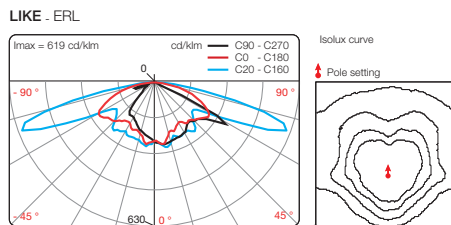
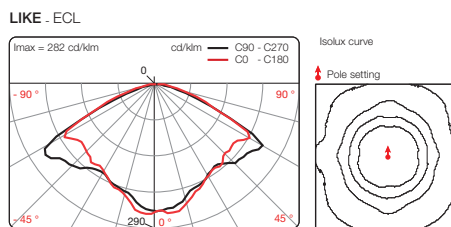
- IP 66 waterproofing in accordance with the standard EN 60 529
- Extruded pneumatic silicone gasket
- Cable gland with anchoring device
- Breathing system with activated carbon filter

## MECHANICAL INTERFACES

- Post-top fixation for pole Ø 60/62 mm, fastened by 3 screws
- For standard Ø 76 mm pole, C tip available as an option (see page 278)



PHOTOMETRIC DISTRIBUTIONS



KEY POINTS

		LIKE		
		1E ★	2E A/B ★★	3E ★★★
Applications		Carparks, parks and gardens, pedestrian paths, cycle paths.		
Recommended heights		3,5 to 6 m		
Mounting		Post-top fixation for pole Ø 60/62 mm and Ø 76 mm with spigot Ø 60 x 70 mm, fastened by 3 screws		
Dimensions	Length	500 mm		
	width	380 mm		
	height	185 mm		
Weight		4,3 kg		
Windage area		0,04 m <sup>2</sup>		
Colour (RAL to be chosen)		RAL 7035	●	●
Specific LED sources	LED Module	Specific	Specific	Specific
	Very high Efficiency LED	●	●	●
Colour temperature	3000 K	-	●	●
	4000 K	●	●	●
Optics and light distribution options		ERS, ERL	ERS, ERL, ECL	
Power supply current (mA)		700 mA	A: ANF* B: 700 mA	100 to 700 mA
OPTIONS	SMART-READY® (2) by Eclatec (construction)	-	-	○
	DALI (construction)	-	-	○
	Dimming 5 (preset)	-	-	○
	CLO (preset)	-	-	○
	Motion P (set in the bottom of the pole)	-	-	○
	POLEDRIVE (set in the bottom of the pole)	-	-	○
Protection Driver	10 kV	-	-	●
	8 kV	●	●	-
	4 kV	-	-	-
Class	Class I	-	●	●
	Class II	●	●	●
Pre-wired		-	○	○
Mechanical interfaces	Top cover Ø 60/62 mm	●	●	●
	Top cover Ø 76 mm	○ (accessory)	○ (accessory)	○ (accessory)

\* ANF: Unique program for driver, Fixed Night Dimming: 23 h – 5 h at 350 mA and 700 mA for the remaining time  
 (2) Preconfigured communicating system: Wired Sensor Ready type driver and Zhaga consortium base

Glossary:  
 ● Standard ○ Option - Not available

E/L/P: Lighting/Luminaire/Projection, R/C/T/F/P: Road/Circulation/Path/Beam/Pedestrian walkway, E/S/L/A/D/G: Narrow/Standard/Wide/Asymmetric/Right/Left, POLEDRIVE: preset at the bottom of the pole / night dimming calculator with 2 configurable thresholds, set in the bottom of the pole, Dimming 5: night dimming calculator with 5 configurable thresholds, Motion: moving sensor, Motion P: Configurable offset presence detector at the foot of the pole, Motion DALI: Detector integrated to the luminaire, adjustable at pole base, Motion 5: Motion sensor and dimming calculator, Motion COM: Wireless detection and communication, DALI: compatible with the DALI protocol, CLO: Constant Lumen Output option

MAINTENANCE

In keeping with the state of the art (initial assembly in dedicated rooms for reasons of cleanliness, static control and waterproofing...) it is recommended that, in general, you operate by standard exchange of luminaires.

*LED Luminaires*

Modern Streetfurniture

Waste bins

**Bollards Light**

**tree grill**

Bollards

Classic poles cast iron

Steel poles

MODERN POLES CAST IRON

Defence bollards

Drinkwater fountain

**SEATING**

TRAMWAY POLES

Modern LED luminaires

Classic luminaires

Classic street furniture

**Ghm**

Rue Antoine Durenne  
52220 Sommevoire  
France  
Tel nr. 0033 3 25 55 23 03

**ECLATEC**

41 rue Lafayette  
54320 Maxeville  
France  
Tel nr. 0033 3 83 39 38 28

Export internet : [www.ghm-eclatec.com](http://www.ghm-eclatec.com)

Email export: [info@ghm-eclatec.com](mailto:info@ghm-eclatec.com)