



BEAUREGARD

Luminaire design: GHM

The worthy heir of the lampposts of yesteryear, this luminaire holds a unique place in city centre lighting; the LED technology, combined with a highly contemporary design, has given it a new lease of life. The **BEAUREGARD** luminaire thus preserves a familiar ambiance in the hearts of citizens for many years to come, while meeting all modern technical expectations.

Available in two sizes, in stainless steel or copper, this luminaire can be suspended or top-mounted. A range of bowls is available, depending on the effect sought.

In its LED version, which is very widespread nowadays, the BEAUREGARD luminaire in size 2 takes a SOMLED 1 module or standardised BLS strips.



INTEGRATED BLS STRIPS




SOMLED 1 MODULE



Beauregard N°7 bracket



Beauregard on Ile de France mast



Beauregard on DUTCH pole



BEAUREGARD II



APPLICATIONS

- Mounting: suspended et post top
- Recommended heights: 3 to 8 m
- Urban streets, pedestrians, cycle paths, squares

DESCRIPTION

- Four-legged holder in injected aluminium
- Fitting and dome in stainless steel or copper (option)
- Embellishment screws made of brass
- 6 bowls :
 - PPC: flat clear polycarbonate bowl*
 - PCC: shallow clear polycarbonate bowl
 - PCS: shallow structured polycarbonate bowl
 - PHC: deep clear polycarbonate bowl
 - PHS: deep structured polycarbonate bowl
 - PHO: deep opaline polycarbonate bowl
- *Only for luminaire with BLS module
- Stainless steel version: Polyester powder coating, standard colour RAL 9005. Other colours on request
- Copper fitting (option): polyester varnish
- IP 66
- IK 10
- Class I or II
- SOMLED 1 module or BLS STRIPS
- Colour temperature: 4000 K and 3000 K

CITIZEN REFERENCE POINTS

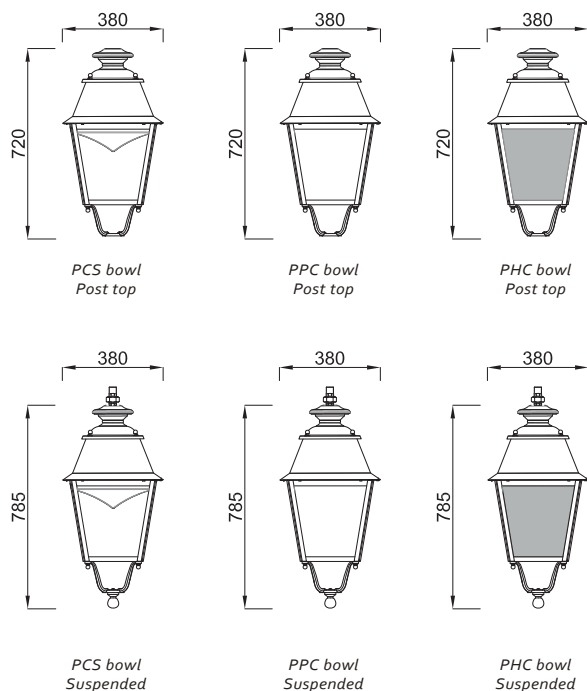
- Materials used: Steel 47%, Aluminium 38%, Other 10%, Plastic 5%
- Complies with the RoHS directive
- High recyclability rate

WATERPROOFING

- IP 65 waterproofing in accordance with the standard EN 60 529
- Extruded silicone gasket
- Breathing system with activated carbon filter

MECHANICAL INTERFACES

- Post top luminaire: gliding hole for Ø 27 pdg (G3/4") (see page 278 - K)
Optional post top Ø 27 pdg (G3/4") for Ø 60/62 mm pole {1}
- Suspended luminaire: threaded swivel joint Ø 27 pdg (G3/4") (see page 278 - H)



KEY POINTS

BEAUREGARD II		
Applications		Urban streets, pedestrians, cycle paths, squares
Recommended heights		3 to 8 m
Mounting		Post top and suspended
Dimensions	width	380 mm
	height	720 mm
Weight		10 Kg
Windage area		0,13 m ² short bowl 0,20 m ² deep bowl
Sources		SOMLED 1
Optics and light distribution options		BLS STRIPS
Backlight shield⁽¹⁾ (factory or site assembly)		○
SMART-READY® (2) by Eclatec (construction)		○
DALI (construction)		○
Dimming 5 (preset)		○
OPTIONS	CLO (preset)	Compatible with standard version, Dimming 5 or DALI option
	Motion 5 (preset)	○
	Motion (setting on site)	○
	Motion COM (setting on site)	○
	Motion P (set in the bottom of the pole)	○
	POLEDRIVE (set in the bottom of the pole)	○

(1) Backlight shield optional except for EPD, EPG, ECA

(2) Preconfigured communicating system: Wired Sensor Ready type driver and Zhaga consortium base

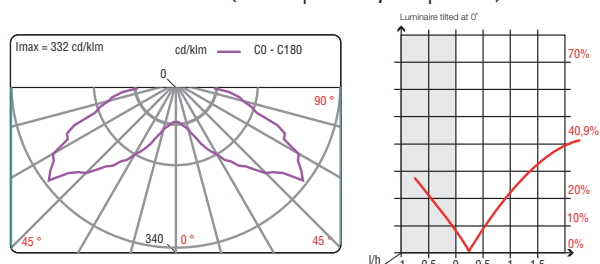
Glossary:

● Standard ○ Option - Not available

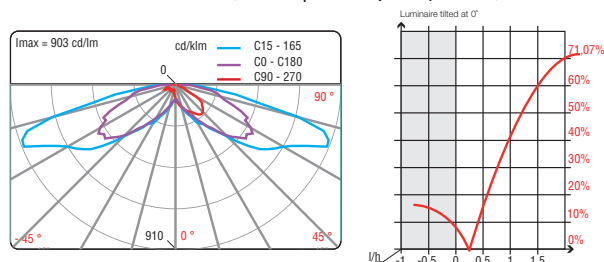
E/L/P: Lighting/Luminance/Projection, **R/C/T/F/P:** Road/Circulation/Path/Bear/Pedestrian walkway, **E/S/L/A/D/G:** Narrow/Standard/Wide/Asymmetric/Right/Left, **POLEDRIVE:** preset at the bottom of the pole / night dimming calculator with 2 configurable thresholds, set in the bottom of the pole, **Dimming 5:** night dimming calculator with 5 configurable thresholds, **Motion:** moving sensor, **Motion P:** Configurable offset presence detector at the foot of the pole, **Motion DALI:** Detector integrated to the luminaire, adjustable at pole base, **Motion 5:** Motion sensor and dimming calculator, **Motion COM:** Wireless detection and communication, **DALI:** compatible with the DALI protocol, **CLO:** Constant Lumen Output option

PHOTOMETRIC DISTRIBUTIONS

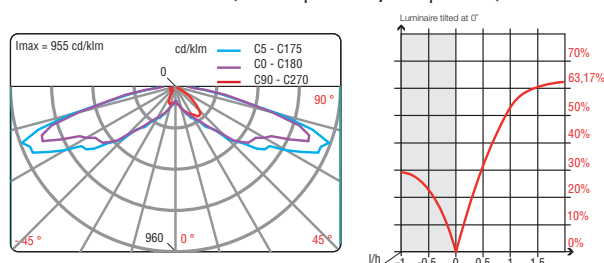
B2 - SOMLED 1 - ECL (B2 suspended, deep bowl)



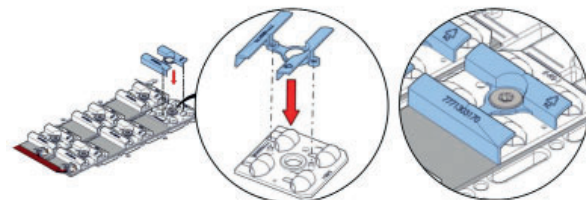
B2 - SOMLED 1 - ERL (B2 suspended, deep bowl)



B2 - SOMLED 1 - ERS (B2 suspended, deep bowl)



BACKLIGHT SHIELD



Backlight shield BLS version

MAINTENANCE


Opening and closing

Opening of the luminaire by 2 quarter-turn screws. Holding the luminaire cover in the open position, held by a steel cable.



Module maintenance

Direct access to the LED module after opening the cover. Power supply by quick connectors. Removable module.



LED Luminaires

Modern Streetfurniture

Waste bins

Bollards Light

tree grill

Bollards

Classic poles cast iron

Steel poles

MODERN POLES CAST IRON

Defence bollards

Drinkwater fountain

SEATING

TRAMWAY POLES

Modern LED luminaires

Classic luminaires

Classic street furniture



Rue Antoine Durenne
52220 Sommevoire
France
Tel nr. 0033 3 25 55 23 03

Export internet : www.ghm-eclatec.com

ECLATEC

41 rue Lafayette
54320 Maxeville
France
Tel nr. 0033 3 83 39 38 28

Email export: info@ghm-eclatec.com